

Download Citrix Software for Windows

Purpose Install the Citrix Software. This is essential software that enables you to connect to Landonline
Alert If you are installing Citrix on Citrix or Citrix on Terminal Services, please read:

- [Providing access to Landonline via Virtual Desktop \(VDI\) environments](#)
- [software installation instructions for Citrix and Terminal Services environments](#)

If you reinstall the Citrix software you will need to reinstall the Digisign software for signing to work, this includes automatic updates.

The Windows App Store version of Citrix Receiver is not recommended or supported. Digital Signing will not work with the App Store version.

1) – Recommendations for Citrix

Citrix Receiver has been replaced by Citrix Workspace

- We recommends Citrix Long Term Service Release LTSR 2203.1
[Download Citrix LTSR](#)
- Or alternatively the latest Citrix Workspace
[Download Citrix Workspace](#)

2) – Download Citrix App

- Once open, click the **“Download Citrix Workspace app for Windows”** button to download.
- If prompted to Run or Save, you may choose either option, although usual practice is to Save the file locally and then Run it from the saved location.
- Note: New versions numbers will update over time.

Citrix Workspace app 2305.1 for Windows

Release Date: Jun 30, 2023

Compatible with
Windows 11, 10 as well as Windows Server 2022, 2019, 2016.

[Download Citrix Workspace app for Windows](#)

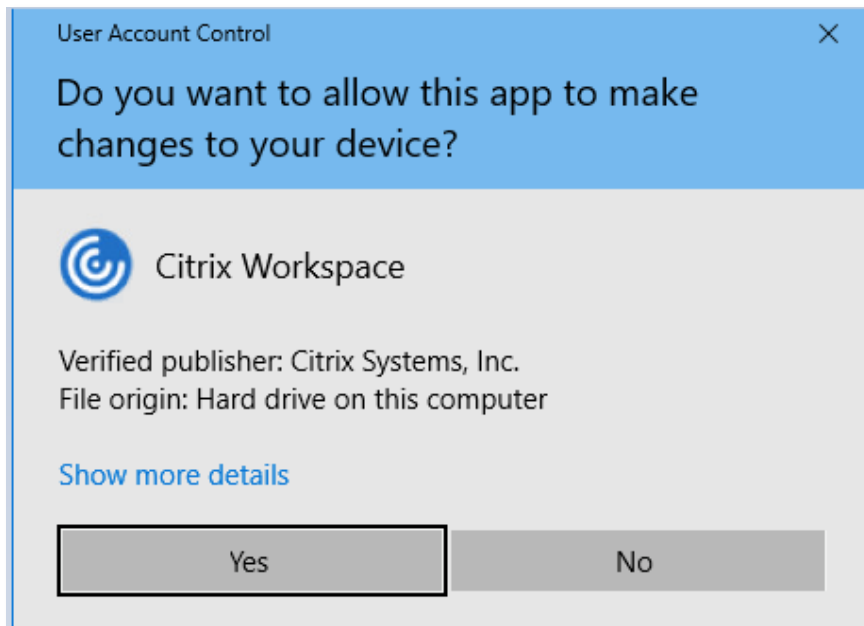
(287 MB -.exe)

Version: 23.5.1.83(2305.1)

Note: there are helpful FAQs on [the Citrix website\(link is external\)](#), for example if you are reinstalling Citrix or if you have a query about the device you are using.

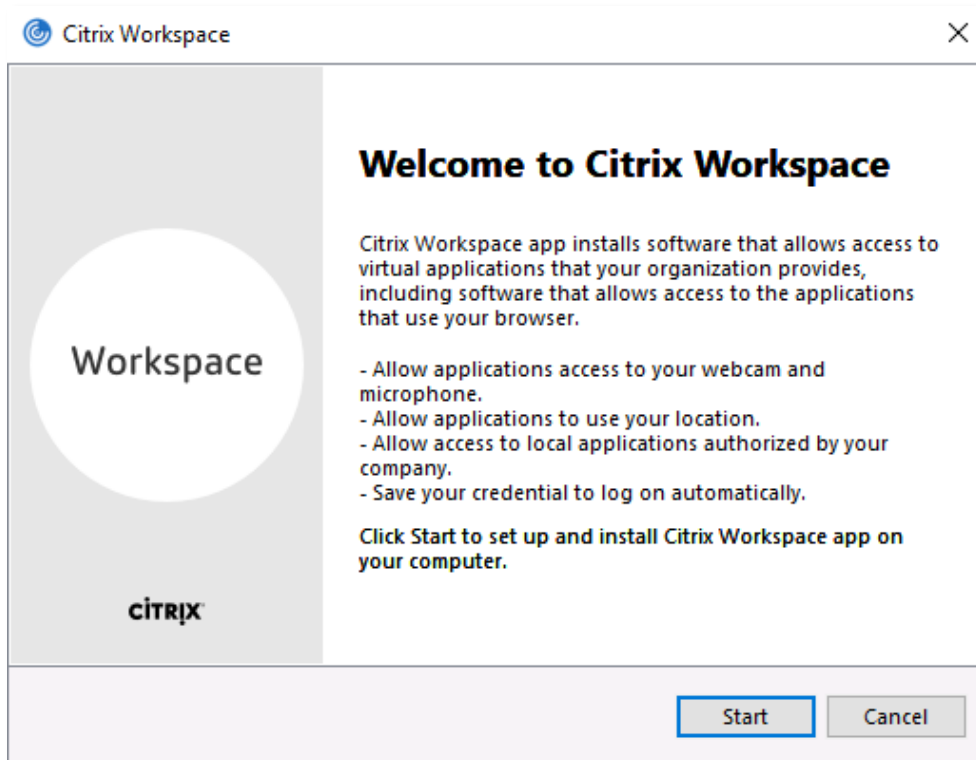
3) Allow Changes

- Click "Yes"



4) – Welcome to Citrix

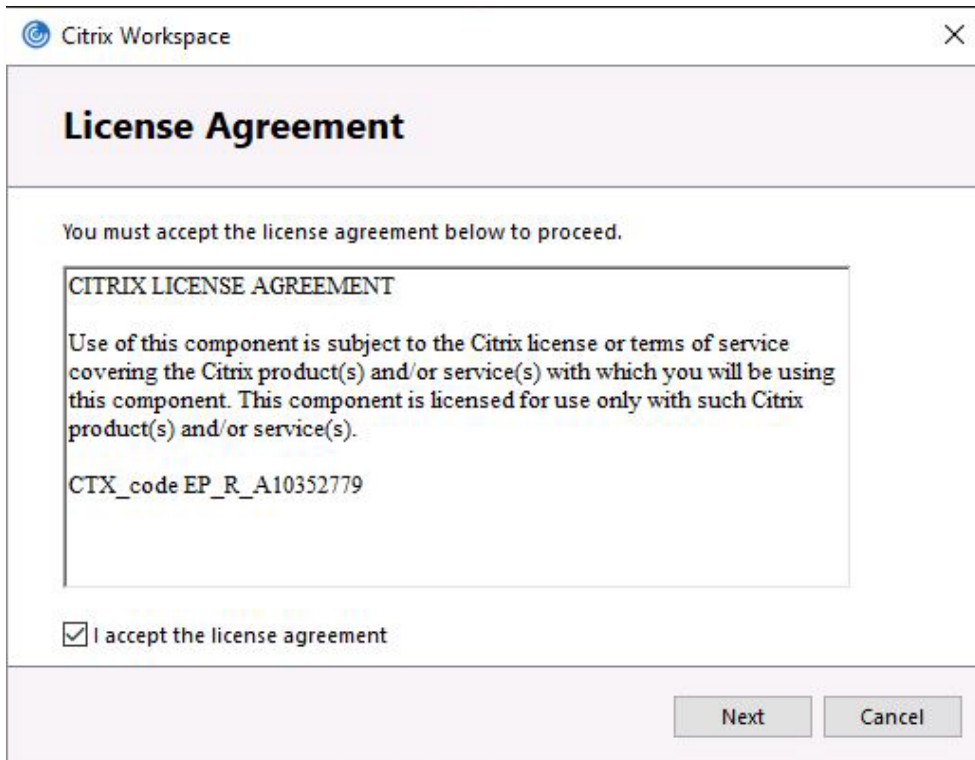
- When prompted click "Start" button.



5) – License Agreement

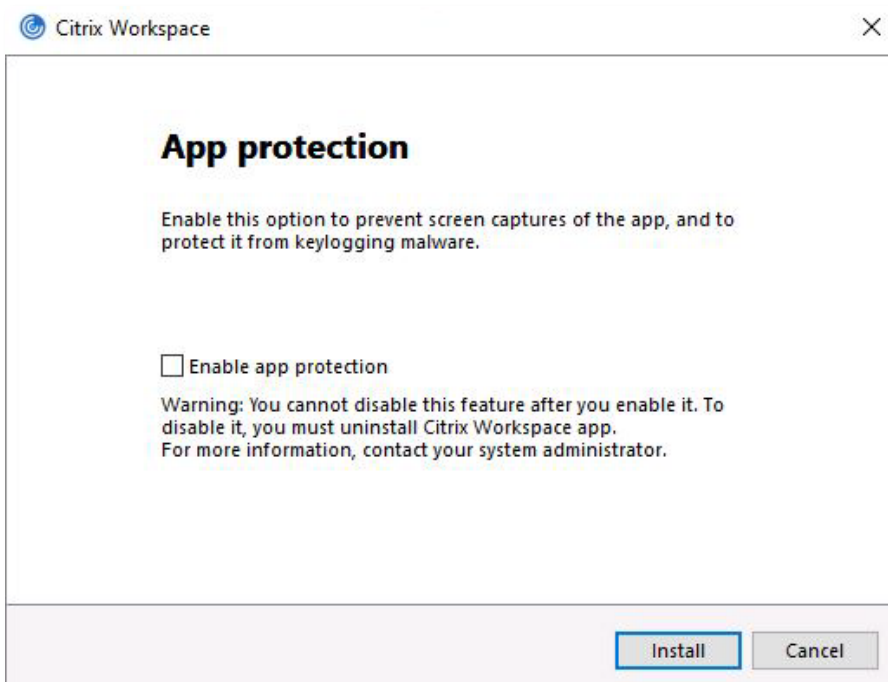
Installation summary for Landonline Software - Citrix

- Select "I accept the license agreement" and "Next"



6) – App Protection

- DO NOT enable app protection
- CLICK on "Install"



7) – Finish Install

Installation summary for Landonline Software - Citrix

- Click on "Finish" to complete the installation

